



Music Virtual Learning

Symphonic Orchestra

April 28, 2020



Symphonic Orchestra

Lesson: April 28, 2020

Objective/Learning Target: “I understand the concept of syncopation and can identify rhythms that emphasize off beats or weak beats”


















Warm-Up




What does a music therapist do?

Find out on the next slide!

Interview Questions Here



Lesson



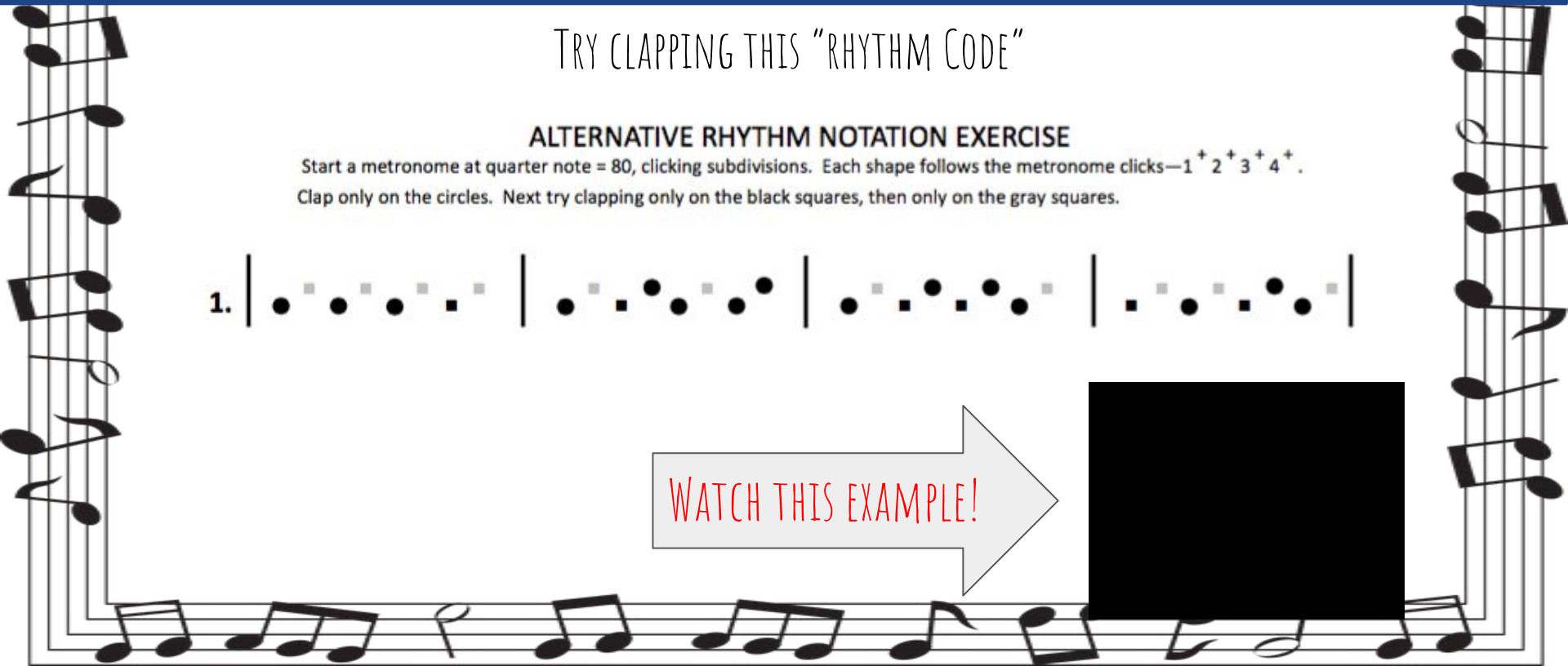
TRY CLAPPING THIS "RHYTHM CODE"

ALTERNATIVE RHYTHM NOTATION EXERCISE

Start a metronome at quarter note = 80, clicking subdivisions. Each shape follows the metronome clicks—1⁺ 2⁺ 3⁺ 4⁺.
Clap only on the circles. Next try clapping only on the black squares, then only on the gray squares.

1. | ● ● ● ■ | ● ■ ● ● ● | ● ■ ● ■ ● | ■ ● ■ ● ● |

WATCH THIS EXAMPLE!



MORE PRACTICE!

(THIS TIME - GRAB YOUR INSTRUMENT! TRY TO PLAY (OR PIZZ) ONLY ON CIRCLES, THEN GRAY SQUARES, THEN BLACK SQUARES. USE A METRONOME!!)



SYNCOPATION

DEFINITION OF SYNCOPATION. 1
: A TEMPORARY DISPLACEMENT
OF THE REGULAR METRICAL
ACCENT IN MUSIC CAUSED
TYPICALLY BY STRESSING THE
WEAK BEAT.

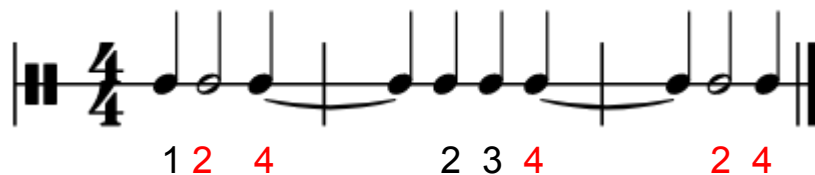
IN OTHER WORDS, WE ARE PLAYING OR
ACCENTING WHAT WOULD NORMALLY BE THE
WEAK BEATS.



IF YOU REMEMBER FROM LAST WEEK, THE STRONG BEATS ARE ALWAYS ON 1 (AND ALSO 3 WHEN IN 4/4).

IN THIS EXAMPLE, TIES AND HALF NOTES SHOW EMPHASIS ON THE 2ND AND 4TH BEATS.

TIES AND WEAK BEATS




OFF BEATS

OFF BEATS ARE USUALLY ON THE WEAK BEATS OF THE MEASURE (2 AND 4) OR ON THE "AND" OF THE BEAT. TRY SAYING THE COUNTS OUT LOUD AND CLAPPING ON THE RED BEATS.

1 2 + 3 4 1 2 + 3 4

1 + 2 + 3 + 4 + 1 + 2 + 3 + 4 +

1 + 2 + 3 + 4 + 1 + 2 + 3 + 4 +



CHROME MUSIC LAB EXPERIMENT

CHROME MUSIC LAB

GO TO THE MUSIC LAB AND EXPERIMENT! CAN YOU CREATE A RHYTHM THAT EMPHASIZES THE OFF BEATS OR CREATES SYNCOPATION?

LET'S REVIEW FROM LAST WEEK!

Notes and Ties

equal the duration of a half note.
Notes written in quarter time have flags. Each flag has the value of a note.
An eighth note has one flag.
Therefore, two eighth notes occupy the same amount of time as one quarter note.
A sixteenth note has two flags, making the note appear
Two sixteenth notes equal the duration of an eighth note.
Flags | Automatically display note flags on every new note. Show flags for notes with a duration of 0.5 seconds or longer.
 Show flags for notes with a duration of 0.25 seconds or longer.
 Show flags for notes with a duration of 0.1 seconds or longer.
 Show flags for notes with a duration of 0.05 seconds or longer.
This panel obscures the visualization of all of the other notes also used in this lesson.

BREAKING DOWN NOTE VALUE

Notes and Ties

$\text{half note} = \text{quarter note} + \text{quarter note}$	$\text{half note} = \text{quarter note} + \text{quarter note} + \text{quarter note}$
$\text{quarter note} = \text{eighth note} + \text{eighth note}$	$\text{quarter note} = \text{eighth note} + \text{eighth note} + \text{eighth note}$
$\text{quarter note} = \text{eighth note} + \text{quarter note}$	$\text{quarter note} = \text{eighth note} + \text{quarter note}$

This page multiplies notes of the same value.
They are used for the duration of a note to create patterns just as the musician does.
The fourth and fifth notes are now combined.
If the notes are used to create a half note and a half note value.
Use this tool for reference to supplement this.
Literally - Screen View because it's starting your class.

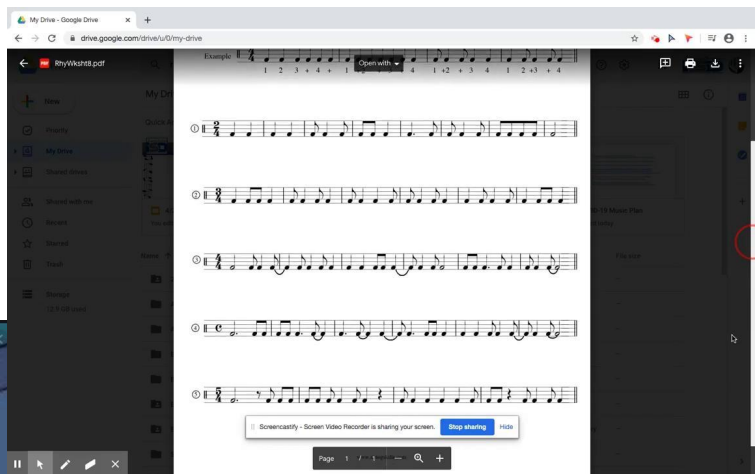
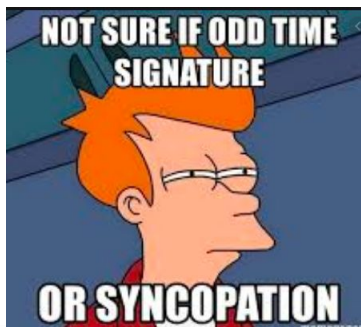
DOTTED RHYTHMS AND TIES



SYNCOPATION EXAMPLE AND WORKSHEET

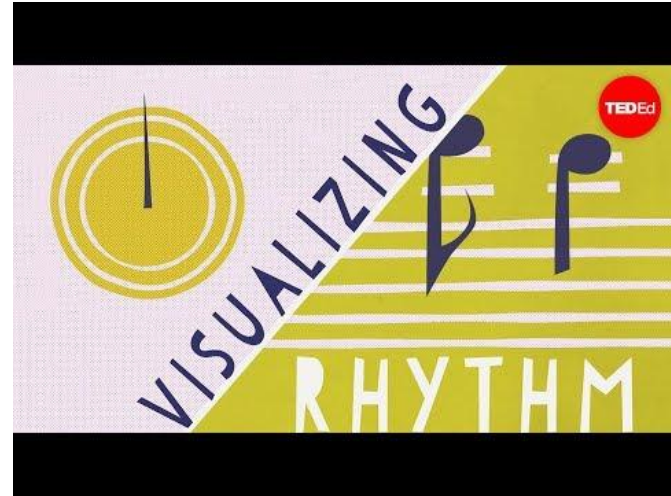
SYNCOPATION WORKSHEET

WATCH THE
VIDEO, THEN TRY
BREAKING DOWN
THE RHYTHM!



RHYTHM CAN BE VIEWED IN MANY DIFFERENT WAYS. THIS VIDEO SHOWS A DIFFERENT WAY TO LOOK AT RHYTHM AND HOW RHYTHM IS USED IN THE MUSIC OF VARIOUS CULTURES.

RHYTHM ADDS VARIETY!!



Review



RHYTHM SKILLS PRACTICE

- CHOOSE ONE OF THE "OFFBEATS AND DOTS" OR SYNCOPATIONS OPTIONS.. VERY TRICKY BUT GOOD PRACTICE!

Additional Materials



FOR MORE PRACTICE/EXPLANATION:

[GET RHYTHM: ALL ABOUT SYNCOPATION](#)

[SYNCOPATION MADE EASY!](#)

[SYNCOPATED EIGHTH NOTE RHYTHM WORKSHEET – THE SHED](#)

[SYNCOPATION WORKSHEET](#)

Self-Assessment



FIND A SONG THAT HAS SYNCOPATION! TRY TO CLAP A STEADY BEAT, AND NOTICE WHEN THE MELODY OR BACKGROUND RHYTHMS EMPHASIZE THE OFF BEATS OR WEAK BEATS!

HERE ARE SOME IDEAS:

"HAPPY" BY PHARRELL WILLIAMS

"MY GIRL" BY THE TEMPTATIONS

"STAYIN' ALIVE" BY THE BEE GEES

"ATTENTION" BY CHARLIE PUTH

"OLD TOWN ROAD"

ETC!!

